









PLAN
SCALE: 1:500

LEGEND

-  New raised pedestrian crossing
-  New concrete path/kerb ramp
-  New kerb and gutter
-  Pedestrians
-  New dividing barrier linemarking
-  Give way linemarking
-  New tactile ground surface indicators (charcoal)
-  New trench grate

